



Patients' Awareness and Perception towards Dental Implants: A Survey Among Out Patients Visiting Rcsdp.



Ahmed Alsanosi*, Rakan Alshareef, Abdul Rahman Almanac, Faris Alharbi, Saleh Al Anazi, Khaled Alqahtani, Jamal Al Shamary, Mohsen Aldossary, Musab Fahad and Shahzeb H Ansari

Riyadh colleges of dentistry and pharmacy, Kingdom of Saudi Arabia

Submission: November 12, 2017; **Published:** December 08, 2017

*Corresponding author: Ahmed Alsanosi, Level 12 dental students, Riyadh colleges of dentistry and pharmacy, P.O. Box 84891 11681 Riyadh 11681, Tel: 966112481222; Fax No.: 966112486250; Email: ahmed.a.alsnose@gmail.com

Abstract

The objectives: To determine and identify patient's knowledge, potential barriers and to compare between gender, socio-economic status and level of education regarding dental implants.

Material and methods: This was a cross sectional study, which includes adults patients visiting the outpatient clinics in Riyadh colleges of dentistry and pharmacy (munesiya campus). A closed ended questionnaire was formulated in both Arabic and English.

Survey included questions such as monthly income, educational level, history of implants treatment, satisfaction from other prosthesis, level of their knowledge, specific questions related to dental implants and sources of knowledge.

Results: A total of 483 patients participated in this study. Out of those, 64% were male. Large majority of patients had undergone university education (64%). 49% of the participants belonged to low income population, where as high income participants constituted 23%. Comparisons were made based on gender, level of education and socio economic status.

It was noted that females exhibited better overall knowledge compared to males as far as dental implants were concerned. It was also observed that participants having higher educational qualifications showed clear difference in the level of knowledge about implants. They had better insight about the topic.

Conclusion: Overall knowledge of participants was satisfactory. Females had much better knowledge as compared to males. High income participants had more exposure to implants therapy; therefore exhibited better knowledge. Participants having higher educational qualification had a positive effect on their overall knowledge about this topic.

Keywords: Dental implants; Patient's awareness; Dental prosthesis; Implants therapy; Fixed implants

Introduction

There are many factors related to tooth loss such as caries, trauma and periodontal conditions resulting from bone loss leading to tooth mobility; however dental caries is the most common cause for tooth loss. There are multiple options for replacing the missing teeth including fixed partial dentures, removable partial dentures and dental implants. Dental implant is the first choice for tooth replacement as it last 15 to 20 years and has a high success rate reaching 96%. Researchers reported that there is a high degree of satisfaction (above 80%) by patients with their fixed implant. Several studies have been conducted to show patients awareness about implants in different countries, however the level of awareness ranges from 23% to 79% while others reported that the high cost of implants was the main reason in preventing patients from selecting implants in 86.5 % of cases. Patients' fear of surgery was another disadvantage of implants

because it has to be placed into the bone and longer treatment time in 68.6% [1].

According to the national health survey in Switzerland of 2002, 89.5% of the population between 65 and 74 years were rehabilitated with dental restorations, of those 13.1% with complete dentures. The prevalence of dental restorations increases with age and reaches 97.4% in the age group of 85 years and above. Nevertheless, the prevalence of dental implants in that representative population sample was lower than 1% in the patients with removable dentures. In Europe, the highest frequency of dental implants in the edentulous population was found in Sweden, but did still not exceed 8% [3].

The face is widely regarded as a symbol of "self" and in this, the teeth play important roles in the maintenance of a positive self-image, and loss of teeth may result in negative self-image,

significant disabilities that can profoundly disrupt social activities [2].

The standpoints of the public about dental implants are less known. Some studies have been conducted to show the patients awareness about oral implants in different countries. Finland has shown that the level of awareness of implant treatment among selected groups was 29%, and best10 from Australia has shown that the awareness rate was 64%. Other surveys from Saudi Arabia and Austria reported that the patients awareness rates were 64.4% and 79, dentists dealing with implantology have met with patient’s high expectations regarding optimal esthetic and

function. Also media showed unrealistic reports that cause higher expectations about dental implants [4].

Aims of the study

1. To determine patient’s knowledge regarding dental implants.
2. To identify potential barriers about awareness and perception toward dental implants.
3. To compare between gender, socio-economic status and level of education.

Materials and Methods

Table 1: Gender comparison to the responses.

					P-Value
Had Implants before?	Males		Females		0.335
	Yes (14%)		Yes (12%)		
	No (86%)		No (88%)		
Carrying any dental prosthesis?	Males		Females		0.006
	Yes (37%)		Yes (51%)		
	No (63%)		No (49%)		
Would you be satisfied with a removable denture?	Males		Females		0.225
	Yes (17%)		Yes (14%)		
	No (83%)		No (86%)		
What are the alternatives for replacing teeth?	ISR	RPD	FPD		0.104
	Males 58% Females 60%	Males 6% Females 1%	Males 36% Females 39%		
How well informed you are about implants?	Very well	Well	Mod. Well	Poorly	0.349
	Males 16% Females 20%	Males 26% Females 30%	Males 28% Females 24%	Males 29% Females 25%	
How well informed you are about other replacements?	Very well	Well	Mod. Well	Poorly	0.754
	Males 16%	Males 31%	Males 30%	Males 23%	
	Females 18%	Females 33%	Females 26%	Females 23%	
Advantages of fixed vs. removable prosthesis?	Less irritating	Esthetics	Good as Natural	Feels foreign	0.033
	Males 33%	Males 18%	Males 36%	Males 14%	
	Females 31%	Females 18%	Females 45%	Females 6%	
Disadvantages of Implants?	High cost	Need of Surgery	Long treatment time		0.598
	Males 52%	Males 28%	Males 20%		
	Females 55%	Females 24%	Females 21%		
Site of implants placement?	Jaw bone	Gingiva	Adjacent tooth		0.047
	Males 64%	Males 26%	Males 10%		
	Females 75%	Females 18%	Females 7%		
Life span of Implants?	5+ years	10+ years	20+ years	Lifetime	0.417
	Males 17%	Males 24%	Males 19%	Males 39%	
	Females 14%	Females 20%	Females 23%	Female 43%	

Implant source of information?	Dentist	Friends	Media	Other	0.023
	Males 35%	Males 31%	Males 18%	Males 16%	
	Females 23%	Females 33%	Females 27%	Females 17%	
Alternative prosthesis source of information?	Dentist	Friends	Media	Other	0.036
	Males 43%	Males 24%	Males 18%	Males 15%	
	Females 32%	Females 27%	Females 23%	Females 18%	

ISR: Implant supported reconstruction, RPD: Removable partial denture, FPD: Fixed partial denture

Table 2: Comparison among the participants on the basis of their education level.

					P-Value
Had Implants before?	Sec. School	High School	University		0.919
	Yes (11%)	Yes (13%)	Yes (14%)		
	No (89%)	No (87%)	No (86%)		
Carrying any dental prosthesis?	Sec. School	High School	University		0.022
	Yes (19%)	Yes (46%)	Yes (37%)		
	No (81%)	No (54%)	No (63%)		
Would you be satisfied with a removable denture?	Sec. School	High School	University		0.541
	Yes (19%)	Yes (18%)	Yes (16%)		
	No (81%)	No (82%)	No (84%)		
What are the alternatives for replacing teeth?	ISR	RPD	FPD		0.019
	Sec. Sch.: 33% High Sch.: 57%	Sec. Sch.: 19% High Sch.: 4%	Sec. Sch.: 48% High Sch.: 39%		
	Uni.: 62%	Uni.: 39%	Uni.: 35%		
How well informed you are about implants?	Very well	Well	Mod. Well	Poorly	0.476
	Sec. Sch.: 7% High Sch.: 19%	Sec. Sch.: 30% High Sch.: 31%	Sec. Sch.: 32% High Sch.: 28%	Sec. Sch.: 33% High Sch.: 22%	
	Uni.: 19%	Uni.: 26%	Uni.: 26%	Uni.: 30%	
How well informed you are about other replacements?	Very well	Well	Mod. Well	Poorly	0.344
	Sec. Sch.: 4% High Sch.: 15%	Sec. Sch.: 33% High Sch.: 30%	Sec. Sch.: 37% High Sch.: 30%	Sec. Sch.: 26% High Sch.: 20%	
	Uni.: 19%	Uni.: 30%	Uni.: 56%	Uni.: 24%	
Advantages of fixed vs. removable prosthesis?	Less irritating	Esthetics	Good as Natural	Feels foreign	0.29
	Sec. Sch.: 22% High Sch.: 29%	Sec. Sch.: 26% High Sch.: 21%	Sec. Sch.: 41% High Sch.: 37%	Sec. Sch.: 11% High Sch.: 13%	
	Uni.: 34%	Uni.: 16%	Uni.: 40%	Uni.: 9%	
Disadvantages of Implants?	High cost	Need of Surgery	Long treatment time		0.457
	Sec. Sch.: 40% High Sch.: 50%	Sec. Sch.: 40% High Sch.: 25%	Sec. Sch.: 19% High Sch.: 24%		
	Uni.: 58%	Uni.: 26%	Uni.: 20%		
Site of implants placement?	Jaw bone	Gingiva	Adjacent tooth		0.009
	Sec. Sch.: 50% High Sch.: 57%	Sec. Sch.: 41% High Sch.: 31%	Sec. Sch.: 11% High Sch.: 11%		
	Uni.: 74%	Uni.: 17%	Uni.: 9%		
Life span of Implants?	5+ years	10+ years	20+ years	Lifetime	0.143
	Sec. Sch.: 19% High Sch.: 16%	Sec. Sch.: 26% High Sch.: 27%	Sec. Sch.: 19% High Sch.: 22%	Sec. Sch.: 37% High Sch.: 35%	
	Uni.: 16%	Uni.: 20%	Uni.: 20%	Uni.: 44%	

Implant source of information?	Dentist	Friends	Media	Other	0.087
	Sec. Sch.: 22% High Sch.: 27%	Sec. Sch.: 50% High Sch.: 34%	Sec. Sch.: 26% High Sch.: 24%	Sec. Sch.: 4% High Sch.: 14%	
	Uni.: 33%	Uni.: 29%	Uni.: 19%	Uni.: 19%	
Alternative prosthesis source of information?	Dentist	Friends	Media	Other	0.094
	Sec. Sch.: 33% High Sch.: 30%	Sec. Sch.: 33% High Sch.: 27%	Sec. Sch.: 31% High Sch.: 23%	Sec. Sch.: 3% High Sch.: 20%	
	Uni.: 40%	Uni.: 23%	Uni.: 17%	Uni.: 20%	

Sec. Sch.: secondary school, High Sch.: High school, Uni: University

ISR: Implant supported reconstruction, RPD: Removable partial denture, FPD: Fixed partial denture

Table 3: Comparison among the participants on the basis of their income.

					P-Value
Had Implants before?	Low	Medium	High		0.215
	Yes (12%)	Yes (18%)	Yes (19%)		
	No (88%)	No (82%)	No (81%)		
Carrying any dental prosthesis?	Low	Medium	High		0.005
	Yes (32%)	Yes (48%)	Yes (46%)		
	No (68%)	No (52%)	No (54%)		
Would you be satisfied with a removable denture?	Low	Medium	High		0.027
	Yes (20%)	Yes (17%)	Yes (8%)		
	No (80%)	No (83%)	No (92%)		
What are the alternatives for replacing teeth?	ISR	RPD	FPD		0.088
	Low: 56% Medium: 60%	Low: 5% Medium: 3%	Low: 38% Medium: 36%		
	High: 64%	High: 1%	High: 35%		
How well informed you are about implants?	Very well	Well	Mod. Well	Poorly	0.163
	Low: 18% Medium: 15%	Low: 23% Medium: 33%	Low: 29% Medium: 23%	Low: 31% Medium: 29%	
	High: 21%	High: 30%	High: 28%	High: 20%	
How well informed you are about other replacements?	Very well	Well	Mod. Well	Poorly	0.02
	Low: 16% Medium: 10%	Low: 29% Medium: 40%	Low: 32% Medium: 25%	Low: 24% Medium: 25%	
	High: 25%	High: 30%	High: 27%	High: 18%	
Advantages of fixed vs. removable prosthesis?	Less irritating	Esthetics	Good as Natural	Feels foreign	0.028
	Low: 34% Medium: 31%	Low: 19% Medium: 21%	Low: 33% Medium: 40%	Low: 13% Medium: 7%	
	High: 28%	High: 11%	High: 51%	High: 10%	
Disadvantages of Implants?	High cost	Need of Surgery	Long treatment time		0.189
	Low: 52% Medium: 44%	Low: 26% Medium: 31%	Low: 20% Medium: 25%		
	High: 60%	High: 23%	High: 20%		
Site of implants placement?	Jaw bone	Gingiva	Adjacent tooth		0
	Low: 59% Medium: 71%	Low: 28% Medium: 21%	Low: 13% Medium: 8%		
	High: 82%	High: 15%	High: 2%		
Life span of Implants?	5+ years	10+ years	20+ years	Lifetime	0.045
	Low: 21% Medium: 13%	Low: 24% Medium: 25%	Low: 20% Medium: 19%	Low: 36% Medium: 24%	
	High: 10%	High: 15%	High: 19%	High: 50%	

Implant source of information?	Dentist	Friends	Media	Other	0.465
	Low: 30% Medium: 34%	Low: 32% Medium: 32%	Low: 21% Medium: 21%	Low: 16% Medium: 13%	
	High: 28%	High: 29%	High: 22%	High: 22%	
Alternative prosthesis source of information?	Dentist	Friends	Media	Other	0.552
	Low: 38% Medium: 44%	Low: 26% Medium: 21%	Low: 19% Medium: 21%	Low: 17% Medium: 13%	
	High: 35%	High: 28%	High: 18%	High: 20%	

This was a cross sectional study, which utilized male and female adult dental patients visiting the outpatient clinics in Riyadh colleges of dentistry and pharmacy (RCsDP) (munesiya campus). A closed ended questionnaire was formulated in both Arabic and English. All adults were included in the study. The participants signed a consent form before they filled the questionnaire. Survey included questions such as monthly income, educational level, history of implants treatment, satisfaction from other prosthesis, level of their knowledge, specific questions related to dental implants and sources of knowledge (Table 1-3). These surveys were distributed using Google forms and each investigator used his i-pad to collect the data [5].

A total of 483 male and female patients took part in this study. Total duration of data collection was one month. The data was analyzed using SPSS v. 16. Descriptive statistics was performed including Chi-square test with significance value kept under 0.05 [6].

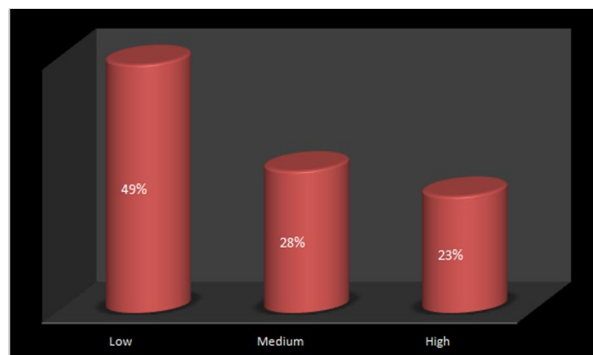


Figure 3: Distribution of study sample on the basis of income.

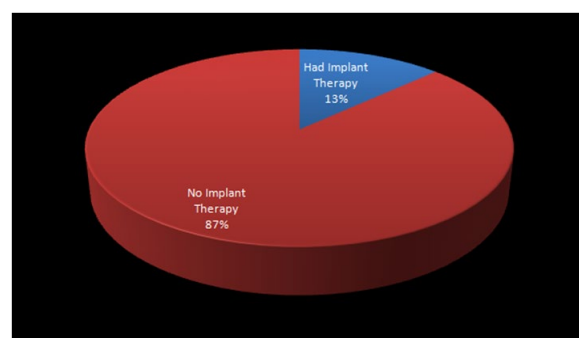


Figure 4: Participants having a history of Implant therapy vs. ones with no history.

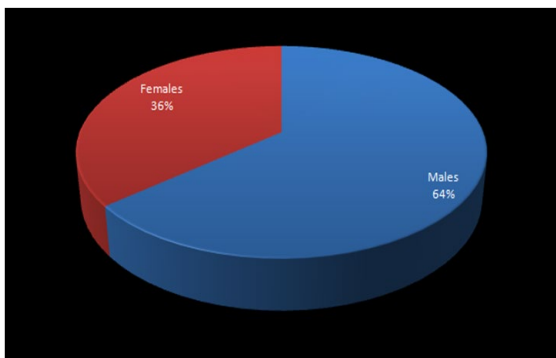


Figure 1: Male to female ratio participating in the study.

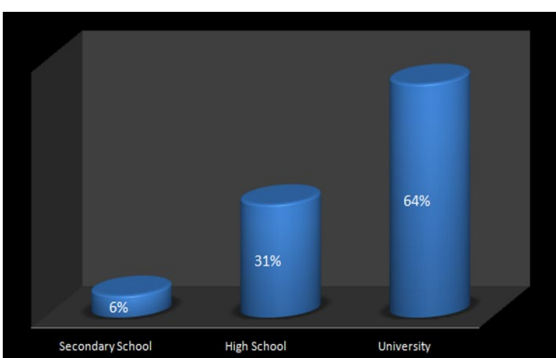


Figure 2: Participants' distribution on the basis of their education level.

A total of 483 patients participated in this study. Out of those, 64% were male. Large majority of patients had undergone university education (64%). 49% of the participants belonged to low income population, where as high income participants constituted 23% (Figure 1-4). Comparisons were made based on gender, level of education and socio economic status.

It was noted that females exhibited better overall knowledge compared to males as far as dental implants were concerned. It was also observed that participants having higher educational qualifications showed clear difference in the level of knowledge about implants. They had better insight about the topic.

Discussion

Multiple studies have been conducted throughout the globe, which focused on the same issue and determined the extent of knowledge of general public. It has to be acknowledged that the major factor in selecting dental implants as the treatment option

is the high cost, which was also noted in other related studies. Another observation, which was similar to the studies done in Austria and some parts of Middle East, was the high level of knowledge showed by the females. Overall results were similar to other studies and responses were mostly affected by low income and education.

One of the limitations of our study was the small sample size, which is not the representative sample of the population of Riyadh. Since the aim was to assess the knowledge of the patients visiting RCDP clinics, this limitation could be ignored. Another issue that could affect the results is that this study was conducted in RCDP, which is a teaching dental hospital and a large majority of the patients belong to low income population.

Conclusion

Overall knowledge of participants was satisfactory. Females had much better knowledge as compared to males. High income participants had more exposure to implants therapy; therefore exhibited better knowledge. Participants having higher educational qualification had a positive effect on their overall knowledge about this topic.

References

1. AlAmri R, Saker S (2017) Dental Implants Therapy: A Cross-Sectional Study of Patients' Knowledge and Awareness. *British Journal of Medicine & Medical Research* 19(6): 1-9.
2. Müller F, Salem K, Barbezat C, Herrmann FR, Schimmel M (2012) Knowledge and attitude of elderly persons towards dental implants. *Gerodontology* 29(2): e914-923.
3. Gbadebo OS, Lawal FB, Sulaiman AO, Ajayi DM (2014) Dental implant as an option for tooth replacement: The awareness of patients at a tertiary hospital in a developing country. *Contemp Clin Dent* 5(3): 302-306.
4. Tomruk CÖ, Kayahan ZÖ, Şençift K. (2014) Patients' knowledge and awareness of dental implants in a Turkish subpopulation. *J Adv Prosthodont* 6(2): 133-137.
5. Rustemeyer J, Bremerich A (2007) Patients' knowledge and expectations regarding dental implants: assessment by questionnaire. *Int J Oral Maxillofac Surg* 36(9): 814-817.
6. Al-Johany S, Al-Zoman H, Juhaini M, Refeai M (2010) Dental patients' awareness and knowledge in using dental implants as an option in replacing missing teeth: A survey in Riyadh, Saudi Arabia. *Saudi Dent J* 22(4): 183-188.



This work is licensed under Creative Commons Attribution 4.0 License
DOI: [10.19080/ADOH.2017.06.555698](https://doi.org/10.19080/ADOH.2017.06.555698)

Your next submission with Juniper Publishers will reach you the below assets

- Quality Editorial service
- Swift Peer Review
- Reprints availability
- E-prints Service
- Manuscript Podcast for convenient understanding
- Global attainment for your research
- Manuscript accessibility in different formats
(Pdf, E-pub, Full Text, Audio)
- Unceasing customer service

Track the below URL for one-step submission

<https://juniperpublishers.com/online-submission.php>